

The English Adventure!

Objeto de Aprendizaje 5

Vlogging and Travelling





9th Grade

Suggested Curriculum Module 1: Globalization	Topic: Vlogging and Travelling
--	---

Language Focus 	Skills
--------------------	------------

OBJECTIVE(S):

Hello! At the end of this lesson you will be able to describe and interpret tourist brochures and use them as a model to plan and create a tourist vlog.

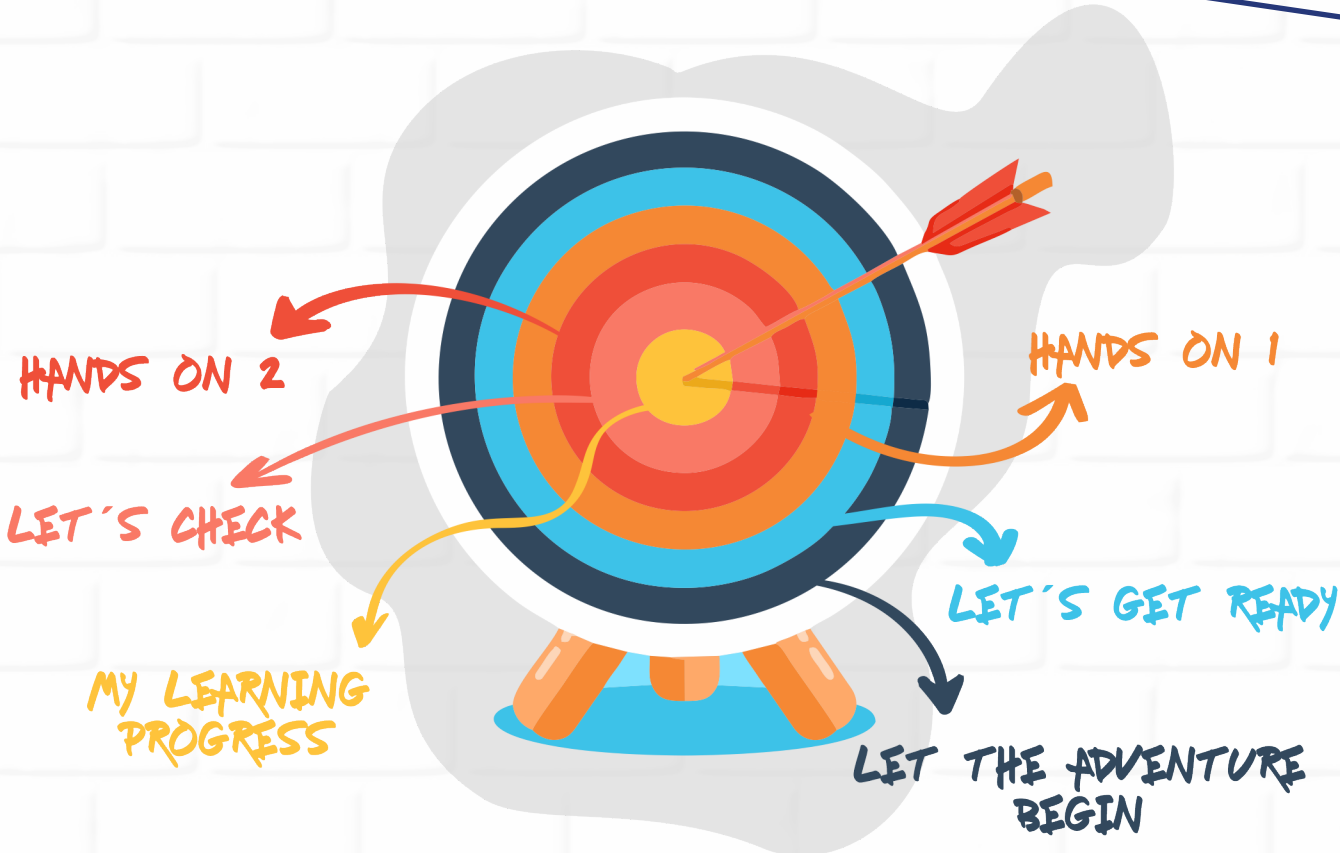
Let's get started!

IN THIS SESSION YOU WILL LEARN

Words to suggest or give recommendations: *could, should, have to, must, might, may.*

How to give *suggestions and recommendations.*

How to create *a travel vlog with different degrees of obligation in the language used.*



LET the ADVENTURE Begin!




What kind of tourism do you like?

Travelling is a great way to learn about the world, about different cultures and about nature. It is also great to change our routines and refresh our minds and bodies. There are many types of tourism. We will learn about some of them and create great plans!

Activity 1: read about four different types of tourism on this website.

(<https://sites.google.com/view/vlogging-and-travelling/home>)

Then, copy the type of tourism you imagine people do in each place on the map.



Ecotourism, Adventure tourism, Historical tourism, Leisure tourism

Activity 2: Share! Which type of tourism do you like the most? Share your ideas with your family or with the class.

Let's Get **READY**



We are going to talk about tourism in this lesson, as you could see in the previous section. Let's start by thinking about great tourist attractions in Colombia.

Tourism in Colombia



Activity 3: What are the most important tourist attractions in Colombia? Copy the names of 5 places you would recommend to any tourist visiting.



Activity 4: It's time to do some listening. Watch this video

(https://www.youtube.com/watch?v=czfKyc-HtF4&ab_channel=Secret-Travel.Guide)

and check the places you wrote in the previous exercise. Are they mentioned in the video?

Yes ____ No ____.



Activity 5: Watch the video again, and complete the following graphic organizer with information from the video.

Colombia Travel Guide

Place	What can you do there?	Do you like it? (Yes/No)
1. Lost City	 <p>You can see the villages of the Tayrona people.</p>	
2. Tayrona National Park	<p>You can taste fresh coconut.</p> 	
3. Salento	 <p>You can go hiking in Cocora Valley.</p>	
4. Cartagena	<p>You can see unique sights.</p> 	
5. Visit a coffee farm	 <p>You can learn about the process of coffee production.</p>	
6. Guatapé	<p>You can climb a giant rock.</p> 	

7. Medellín		You can take a cable car.
8. Bogotá	You can see street art and graffiti.	
9. Tatacoa desert		<ul style="list-style-type: none"> - You can enjoy the view of a real desert. - You can see the stars at night.
10. San Cipriano Valle del Cauca	<ul style="list-style-type: none"> - You can travel on the old rails of the train. - You can have an adventure. 	



Activity 6: now, add two places in Colombia that you recommend to tourists. Write one activity you can do in each place. Use words and phrases from activity 5 as a guidance.

Place	What can you do there?
1.	
2.	

HANDS On!

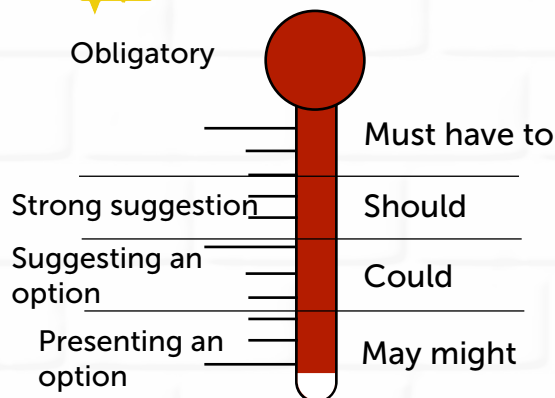


You have discussed the context and now understand the different types of tourism. When we recommend a tourist plan, we use language to give recommendations and suggestions. Let's explore that in this section.



LANGUAGE BOX

Giving suggestions:



Before reading:

Examine the Language Box. When we give suggestions, we use some expressions, indicating how strong the suggestion is.



Activity 7: using the information from the Language Box, write in front of each sentence the letter (a, b, c, or d) that represents the type of suggestion it is:

- a. Obligatory
- b. Strong suggestion
- c. Suggesting an option
- d. Presenting an option.

1. You **should** visit the walls in Cartagena. _____
2. You **must** take a boat to see the Fjords in Norway. _____
3. You **may** want to buy sunglasses in Bariloche. _____
4. You **could** take a taxi from the airport to the hotel. _____

While reading:

Look at the tourist Vlog below. These are the tourist recommendations for visitors to the island of San Andrés, written by famous Vlogger Howard Hugh.



Activity 8: Do you know what a **travel vlog** is? Analyze the videos and extract the most important characteristics of a **travel Vlog**. Use the chart to take notes of your ideas.

What is a travel vlog?	What do the vloggers do in the video?	What do they include in the video?	What makes the videos interesting?

Video links:

1. Trip to Azerbaijan

(https://www.youtube.com/watch?v=yzxX5XUto-o&ab_channel=KaraandNate)

2. Trip to Bali

(https://www.youtube.com/watch?v=i9E_Blai8vk&ab_channel=PriscillaLee)

3. A week in Paris

(https://www.youtube.com/watch?v=tKXrpRrj7Ow&ab_channel=ElenaTaber)





Activity 9: Let's read! Circle the expressions that indicate obligation. Then underline the expressions that indicate a strong suggestion. Check the language box for guidance.

Magic San Andrés, Colombia

Hi! I am **Howard Hugh**, writing for hughtravel.com

Last week, I visited the island of San Andrés, a beautiful travel destination in Colombia. Here are my recommendations on what to do when you travel there.

1. You must go to the Blowhole. This is a really nice attraction in the island, and it is in a coral formation. The ocean pushes air through the hole, and it will blow off your hat! This is a place you definitely have to visit.



2. You should get some vaccines before you travel. The island authorities are very strict with this aspect; so, do your research and get the vaccines you need to enter the island.

3. If you like to exercise in your vacations, you could rent a bicycle and go around the island. That is an excellent choice! Going around the island is a great way to see the amazing views of the ocean. If the day is bright, you might see the many colors of the ocean (seven as they say.)



4. If you don't like exercise that much, you may rent a golf cart, which will also allow you to take a tour around the island. It is the same experience, without getting so tired.



5. Finally, you must visit restaurants with live music. The music of the island is beautiful and the instruments are very particular. You will be surprised!

I hope you find this Blog entry useful. See you in one of the corners of the world!

After reading:



Activity 10: What other suggestions would you give people who visit San Andrés? Write two.

a. _____

b. _____

Answer Box:
Activity 7: 1. b 2. a 3. d 4. c

HANDS On 2



You have practiced giving recommendations and analyzed the language used for them. Let's start creating a group of ideas you want to recommend about a place you know.



Activity 11: think of a tourist attraction you would like to recommend. Give recommendations to people on what to do if they travel there. Think about activities, precautions, and things you believe they definitely have to do if they go there. Write those ideas down in the following chart.

Destination / Type of tourism	Important places to visit	Activities	Precautions



Your Travel Vlog

In this fascinating journey you have explored types of tourism, and you have seen how a vlogger gives recommendations in his travel Vlog. It's time to create your own!

Let's CHECK!



Activity 12: use everything you planned in the previous section, and create your Vlog entry about the destination you chose. Remember to include expressions we learned in the Language Box (must, have to, should, could, may, might), and remember to include the elements you planned in activity 11.

Vlog Entry Title: _____



Introduction: _____



Tell us the activities and places a person can visit in this vacation plan



Activity 13: now that you have your text ready, record a video in which you give us recommendations about travelling to the destination you selected. Then, share it with your family or with the class. The video should contain the elements in your Vlog Entry from activity 12.



My LEARNING Progress

Congratulations! This is the end of this adventure!

Now I know these words: **could, should, have to, must, might, may.**

Now I can:

Understand words and expressions related to tourism and give recommendations.

Analyze the elements of travel vlogs in terms of language and content.

Create a travel vlog, giving recommendations with different levels of obligation through the use of expressions.



It's time to evaluate your progress. For each description, write ✓ in Yes, Almost there, In progress or Not yet according to your own progress.

Description	Yes (90%-100%)	Almost there (80%-90%)	In progress (60%-80%)	Not yet (<60%)
I can identify the words <i>could, should, have to, must, might, may</i> , discussed in the vocabulary section and I understand them in context.				
I can analyze the elements of a travel vlog in terms of language and content.				
I can give suggestions in different levels of strength.				
I can create a travel vlog, giving recommendations with different levels of obligation through the use of expressions.				



Secretaría de Educación del Distrito
Avenida El Dorado n° 66 - 63
Teléfono: (57+1) 324 1000
Bogotá, D.C, Colombia

www.educacionbogota.edu.co



@Educacionbogota



@Educacionbogota



@Educacionbogota



@Educacion_bogota