

# The English Adventure!

Objeto de Aprendizaje 6





Fake News





10 th Grade

Suggested Curriculum Module 4: <u>Globalization</u>	Topic: <u>Fake News</u>
---	----------------------------

Language Focus 	Skills   
---	---

**OBJECTIVE(S):**

*Should you believe everything you read? It is harder and harder to determine the truth when the media shows us so many versions, favoring so many interests. At the end of this lesson you will be able to recognize tools to determine veracity in sources of information we find, and use them to analyze stories presented in the media.*

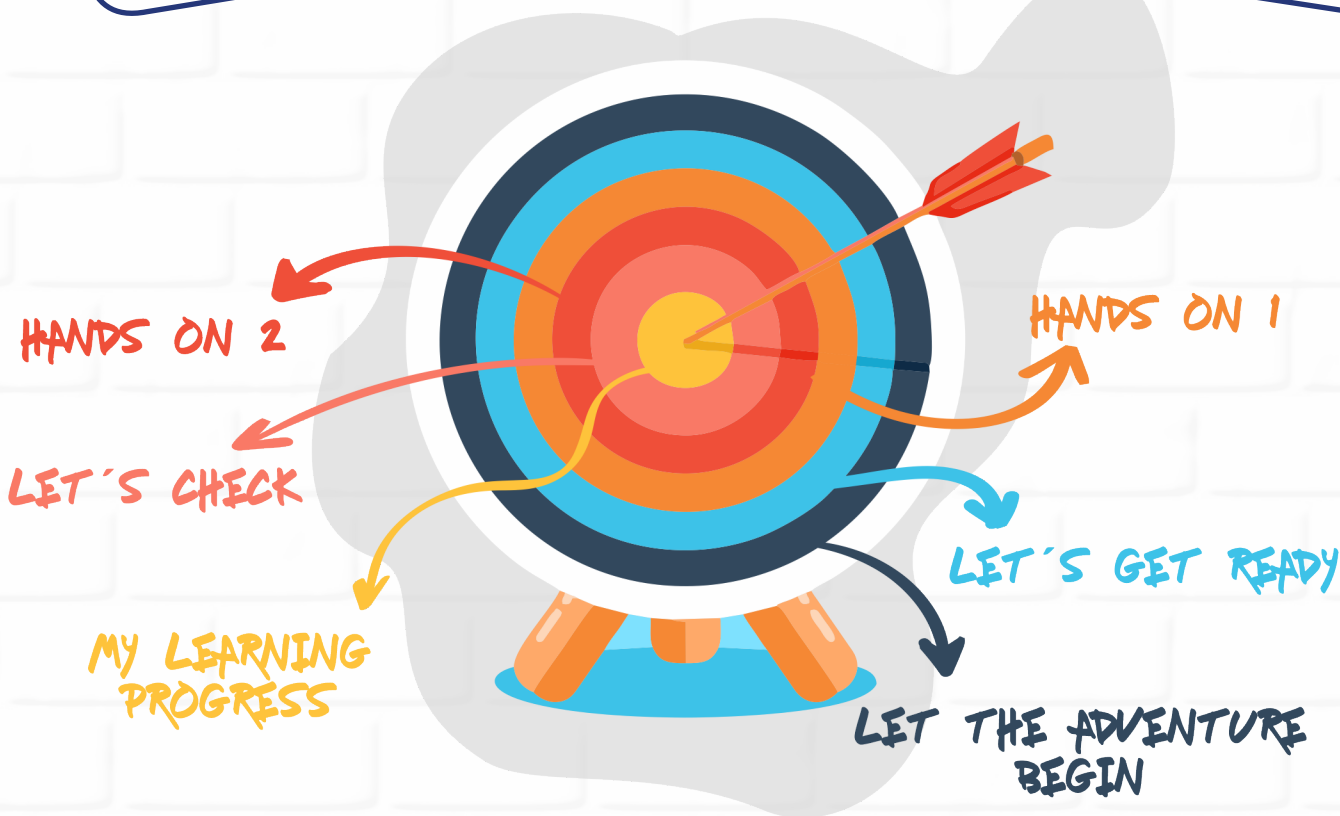
**IN THIS SESSION YOU WILL LEARN**

Words about the verification of facts in media: *reliability, fake, hoax, source, bias, prank.*

How to *analyze information found in the media to determine its reliability.*

How to *evaluate different strategies so fake news cannot trick people.*

Let's get started!



# LET the ADVENTURE Begin!

How do we know when something is true?



## Activity 1: Let's take a survey

1. What is your primary source for news?

- a. Social media
- b. Online media sites
- c. Cable news
- d. Newspaper
- e. Other Which?

2. How often do you listen to, watch or read the news?

---

3. Is it important to be informed about the news? Why/Why not?

---



---

4. How do you know if the information you find in the news can be trusted?

---



---

5. How confident are you that you can identify fake news?

- a. Very confident
- b. Somewhat confident
- c. Not confident

6. What strategies do you use to identify fake news?

---




---



Activity 2: share your answers. Are they different from the others' answers? Is the news important to the people you discussed this with?

# Let's Get READY



It's time to start. We already know some things about you and how you try to find news. Let's begin with the preparation, so we can evaluate information in different media outlets.

Welcome our guest for today.



**Activity 3:** this is Judge Polly Tix. She is the fake news lead investigator for the country. She is here today to teach us about this issue as well as some strategies to find the truth behind the information we receive from the media. Before we begin, Judge Polly wants to make sure you understand the following words. Match the words to their definition:

1. Hoax
2. Source
3. Reliability
4. Fake
5. Bias
6. Prank

- a. Synonym of "false."
- b. A practical joke or mischievous act.
- c. Something intended to deceive or defraud.
- d. The quality of being dependable, honest or trustworthy
- e. Personal beliefs or ideas that affect neutrality.
- f. Origin

Judge Polly Tix wants you to learn about "fake news." She considers this a dangerous problem and she thinks we need to clearly understand it. To see her presentation, visit this website.

(<https://sites.google.com/view/fakenewsgl/home>)





**Activity 4:** in the box below, take notes of the things you learned from the presentation. Write down ideas, thoughts that call your attention from it.

### My notes

Most important concepts:

---

---

---

I didn't know...

---

---

---

Ideas about what "Fake news" IS

---

---

---

Ideas about what "Fake news" IS NOT

---

---

---

Answer Box:

Activity 3:

1. c 2. f 3. d

4. a 5. e 6. b

**HANDS** On!



**Activity 5:** Do you know any examples of “fake news”? After looking at the Judge’s presentation, write an example of “fake news” that you know about. Look at some examples on these links for your analysis:

1. Coronavirus as a bioweapon  
(<https://greatgameindia.com/coronavirus-bioweapon/>)
2. Pope Francis endorses Trump for presidency  
(<https://www.snopes.com/fact-check/pope-francis-donald-trump-endorsement/>)
3. Yoko Ono had a romance with Hillary Clinton in the 70’s  
(<https://worldnewsdailyreport.com/yoko-ono-i-had-an-affair-with-hillary-clinton-in-the-70s/>)

### Fake News Forum

The story: \_\_\_\_\_  
 \_\_\_\_\_  
 \_\_\_\_\_  
 \_\_\_\_\_  
 \_\_\_\_\_  
 \_\_\_\_\_

What was Fake about the story? \_\_\_\_\_  
 \_\_\_\_\_  
 \_\_\_\_\_  
 \_\_\_\_\_  
 \_\_\_\_\_



**Activity 6:** look at these websites to find some ideas and evaluate the strategies that are being proposed. What strategies could be used to determine the truth in this “fake news” story you just told? Say two.

1. How to spot real and fake news  
(<https://www.mindtools.com/pages/article/fake-news.htm>)
2. How to spot Fake news BC  
(<https://learnenglish.britishcouncil.org/skills/reading/intermediate-b1/how-to-spot-fake-news>)


*How can we discover the truth?*

1. \_\_\_\_\_  
\_\_\_\_\_  
\_\_\_\_\_  
\_\_\_\_\_  
\_\_\_\_\_

2. \_\_\_\_\_  
\_\_\_\_\_  
\_\_\_\_\_  
\_\_\_\_\_  
\_\_\_\_\_

# HANDS On 2

You have explored and now understand the most important concepts around the idea of "Fake news". You have also analyzed news stories to identify how they are misinforming people, and found strategies to determine the reliability of the stories we receive.



It's time to take action!



**Activity 7:** your mission is to create a plan to educate your community about the problem of "Fake News" and some strategies to prevent being affected by them.

In the box below, write a description of the "Fake News" problem, and then give your 3 strategies a name and a description.

## Describe the problem of "Fake news"

Strategy name	Description
1.	
2.	
3.	



Let's **CHECK!**



You learned and understood the concepts behind the problem of "Fake News." You have also analyzed strategies to fight them. It's time to use all this knowledge to propose a solution.



**Activity 8:** now, you need to transform the strategies you wrote into a presentation. Create some slides in which you teach others how to determine the truth in the era of "fake news." You can use PowerPoint, Google slides, Genial.ly, or any other service to create presentations. Then, present it to your class, or record a video with your presentation.



# My LEARNING Progress



**Congratulations!** This is the end of this adventure!  
 Now I know these words: *reliability, fake, hoax, source, bias, prank.*

**Now I can:**  
Understand these words in context and use them to express my thoughts about the "Fake News" problem.  
Analyze information found in the media to determine its reliability.  
Create different strategies so fake news cannot trick people.



It's time to evaluate your progress. For each description, write **Yes** or **No**.

Description	Yes (90%-100%)	Almost there (80%-90%)	In progress (60%-80%)	Not yet (<60%)
I understand the words <i>reliability, fake, hoax, source, bias, prank.</i>				
I can <u>understand</u> these words in context and use them to express my thoughts about the "Fake News" problem.				
I can <u>Analyze</u> information found in the media to determine its reliability.				
I can <u>Evaluate</u> different strategies so fake news cannot trick people.				



Secretaría de Educación del Distrito  
Avenida El Dorado n° 66 - 63  
Teléfono: (57+1) 324 1000  
Bogotá, D.C, Colombia

[www.educacionbogota.edu.co](http://www.educacionbogota.edu.co)



@Educacionbogota



@Educacionbogota



@Educacionbogota



@Educacion\_bogota