

The English Adventure!






Objeto de Aprendizaje 8
Mobile Phones
and Text
Communications





11th Grade

Suggested Curriculum Module 4: Globalization	Topic: Mobile Phones 4and Text Communications
--	--

Language Focus  	Skills   
---	---

OBJECTIVE(S):

At the end of this lesson you will be able to recognize and analyze the use of online tools for work and study, and how social rules can be applied in cyberspace to make it work effectively.

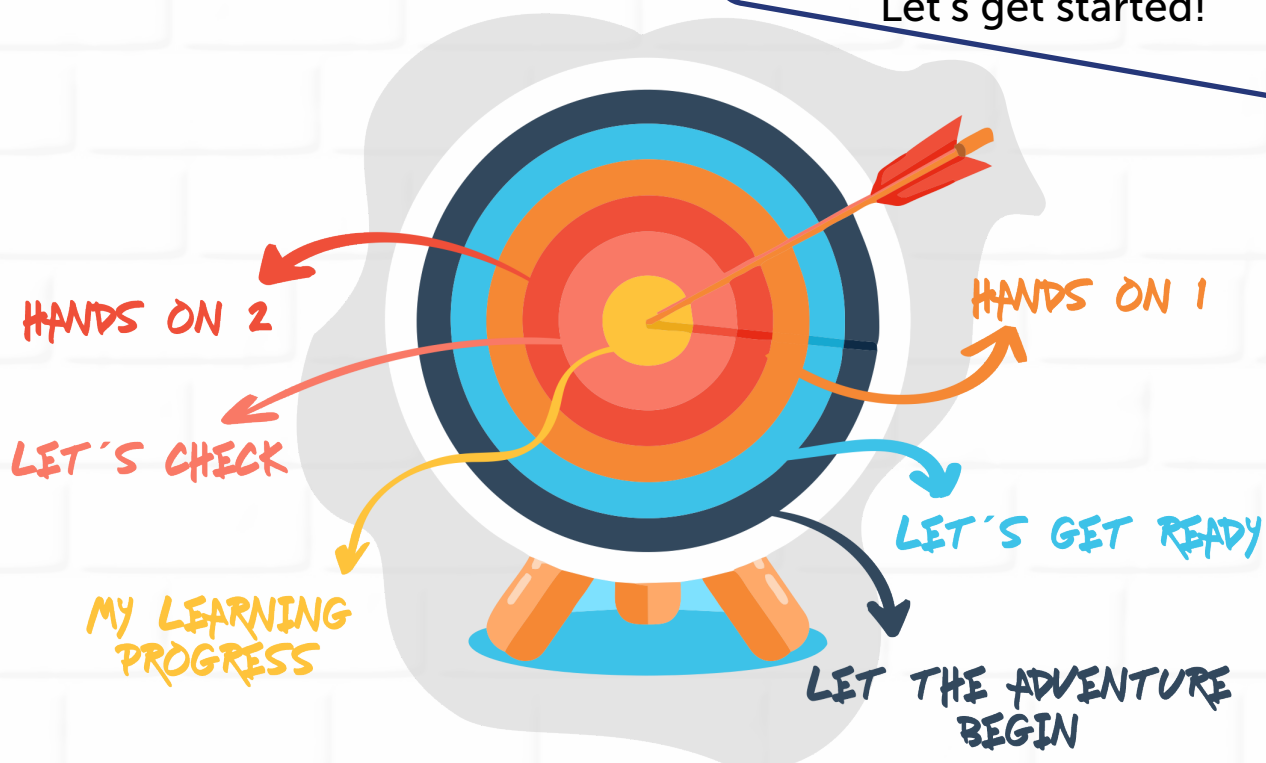
IN THIS SESSION YOU WILL LEARN

Words about the use online tools and social rules on the internet: *Netiquette, Digital literacy, Bandwidth, Time management.*

How to *analyze the use of online tools for work and study.*

How to create argumentative essays discussing how *education has changed with the inclusion of online tools and platforms.*

Let's get started!



LET the ADVENTURE Begin!

How can we use the Internet effectively for work and study?



The past few years have pushed humanity towards the use of technology to replace many of our workplace and educational needs. Many universities are offering online programs that make it possible to receive a title online from any country. Many companies are hiring people to work remotely from the comfort of their houses.



Activity 1: Given this context, and knowing that humans have not yet completely adapted to such a world, as we could experience in 2020, write three challenges you think humans will face to adapt to a world where everyone communicates online:

Challenges of an online world

1.

2.

3.



Activity 2: Compare your answers with a friend. Do you have the same challenges? Are they different?

Let's Get READY



Hello everyone. My name is Professor Carrie Kature. I am the director of Online Education at Driden University. We have found some challenges that students face when they take online programs. The same issues happen at school, at undergraduate (professional) programs, or even in graduate programs like Master's or PhD's.

Activity 3. Before reading: Before we begin, let's explore some important concepts that will help you understand the rest of the lesson.

Go to this website (<https://sites.google.com/view/learning-in-an-online-world/vocabulary>) and play the vocabulary game until you win.



WWW

Activity 4: Here are the main issues we have found, read the presentation on this website. (<https://sites.google.com/view/learning-in-an-online-world/home>) While you read, check ✓ the boxes if you have experienced some of these problems.

- Digital literacy
- Technical problems
- Time management
- Motivation

Activity 5. After reading: Based on the presentation, look at your own habits and experience with online learning. What has been the most difficult aspect for you, and what strategies have you implemented to face those difficulties?



HANDS On!



Learning online and living in an online world has been a very interesting experience for a lot of people. You have already explored and understood the most common terms of this topic. Let's start thinking about a world in which so much will happen online.



Activity 6: We need to investigate these issues and plan for a world in which so much of the interaction is online. Select one of the following general topics according to your own interests. Circle the one you choose. Then, in the box in front, write why you chose that topic.

- A. Mobile phones
- B. How we will communicate
- C. Interconnectivity
- D. Devices connected to Internet
- E. Intelligent cars
- F. The future of education
- G. Future jobs

Why did you choose that topic?



Activity 7: Considering the topic you have chosen, write two main points you would like to learn more about

Topic selected:

Point 1

Point 2

HANDS On 2



It's time to take action!

Based on the problem you chose earlier, you will write a text in which you will plan a short speech about the topic. The text of an academic presentation usually follows a structure. In this moment, you will learn how to plan an essay by using an outline.

Activity 8: Visit this website (<https://sites.google.com/view/learning-in-an-online-world/structure-of-an-essay?authuser=0>) and analyze how to make an outline for an argumentative essay.



Activity 9: Using the same structure, create an outline for your own essay. The topic of your essay should be connected to the topics in activities 4 and 6.

●	My	Main idea:		
	Topic sentence	Topic sentence		
	Supporting detail	Supporting detail	Supporting detail	Supporting detail
●				
●				



Activity 10: Now that you have your plan, connect the ideas to transform them into paragraphs. With this you will create your complete essay. Follow the sections below.

<i>Essay title:</i>	
●	Introduction paragraph (Main idea + Topic sentences)
●	Body of the essay 1 (Topic sentence 1+ supporting details)
●	Body of the essay 2 (Topic sentence 2+ supporting details)
●	Conclusion paragraph (Repeat your main idea, propose a solution, a plan or new questions for the future.)

Let's CHECK!

You have studied, and now you understand, the vocabulary related to studying online. You have analyzed the challenges of studying online. You have also analyzed the structure of an argumentative essay and created one. Let's finish with a discussion of those ideas. The possibility of discussing something is one of the great benefits of an interconnected world. Show us your creation!



Activity 11: Now, you need to transform the reflections you have made into a presentation. Create some slides in which you present the reflection you made on your argumentative essay. You can use *PowerPoint*, *Google slides*, *Genial.ly*, or any other service to create presentations. You can also create a video in which you present the ideas of your essay. Then, share it.



My LEARNING Progress

Congratulations! This is the end of this adventure! Now I know these words: *Netiquette, Digital literacy, Bandwidth, Time management.*

Now I can:

Understand the vocabulary in the context of online education in a connected world.

Analyze the use of online tools for work and study.

Create argumentative essays discussing how *education has changed with the inclusion of online tools and platforms.*



It's time to evaluate your progress. For each description, write ✓ under Yes, Almost there, In progress or Not yet.

Description	Yes (90%-100%)	Almost there (80%-90%)	In progress (60%-80%)	Not yet (<60%)
I know these words: <i>Netiquette, Digital literacy, Bandwidth, Time management.</i>				
I can understand the vocabulary in the context of online education in a connected world.				
I can analyze the use of online tools for work and study.				
I can create argumentative essays discussing how <i>education has changed with the inclusion of online tools and platforms.</i>				



Secretaría de Educación del Distrito
Avenida El Dorado n° 66 - 63
Teléfono: (57+1) 324 1000
Bogotá, D.C, Colombia

www.educacionbogota.edu.co



@Educacionbogota



@Educacionbogota



@Educacionbogota



@Educacion_bogota