

English Language Day

Pedagogical Guide





Photo from Polina Tankilevitch, Pexels

INTRODUCTION

English Language Day is celebrated on April 23rd because it is thought to be Shakespeare's birthday, and the anniversary of his death. We celebrate the Language Day because it has triggered human development through history and is a vital part of human connection; it means that, through language, people have the potential of feeling understood to strengthen the bond between them.



Language Level: A2 – B1

Aimed at: Teachers or Students (for autonomous study)

Educational Level: Secondary / Middle School

Duration: 40-45 minutes



Photo from Polina Tankilevitch, Pexels

PRESENTATION OF THE GUIDE

This guide is made up of:



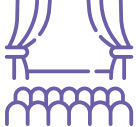









1. **Four (4) activities** (Pre-During and Post Task)
 2. **Four (4) videos:**
 - **Video 1:** [Multilingualism and the UN](#) How many languages are officially spoken at the UN?
 - **Video 2:** [The history of English \(combined\)](#) What surprised you the most about the evolution of the English language throughout history?
 - **Video 3:** [Communication in a World of Diversity](#) How does a language help you to understand differences between cultures and people?
 - **Video 4:** [Self Concept](#) Do you have a positive concept about yourself? Let us know why or why not.
 3. **Formative assessment** - *Check your Progress*
 4. **Answers to the exercises.**
-

Learning Objective		By the end of the lesson, students will become aware of Shakespeare`s life and work trough different activities.
Time	Activity	Description
5 minutes	Pre – Task: What`s the word?	Ask your students to write the word under the pictures.
15 minutes	During Task: What is the order?	Ask your students to watch the video you will find in the following link: https://vimeo.com/137143196 Then your students will have to put the sentences in order
10-20 minutes	Post – Task : What`s the order of Romeo and Juliet's story? Drawing Time	Ask your students to write the word under the pictures.
5 minutes	Assessment: Check your progress.	Ask your students to check their progress using the information described in the chart.

SHAKESPEARE LIVES

1 What's the word

Write the word under the picture, the first one has been done for you.

Shakespeare	twins	London	theatre	actor	play
clap	boo	musicians	comedy	tragedy	history
					
Shakespeare					
					

2 What's the order?


Watch the story [*The Life & Times of William Shakespeare*](#) and put the sentences in order.

- 1 William Shakespeare was born in 1564 in Stratford-upon-Avon, in England.
- He helped build a new theatre called The Globe, which opened in 1599.
- Three years later he married Anne Hathaway and they had three children.
- He died when he was 52 on 23 April, 1616.
- He worked in London as an actor and then started writing plays.
- William left school when he was 14 or 15.
- He wrote at least 38 plays, and was rich and famous.
- Sometime before 1590 he left Stratford and went to London.

Activity retrieved from <https://learnenglishkids.britishcouncil.org/sites/kids/files/attachment/short-stories-shakespeare-william-shakespeare-worksheet.pdf>

3 What's the order of Romeo and Juliet's story?

Analyze each panel and put the number of the sentences according to the image and the sequence of the story.




1. The Montague and Capulet families hate each other.
2. Romeo falls in love with Juliet.
3. Romeo and Juliet are secretly married by Friar Laurence.



4. Juliet`s cousin, Tybalt, kills Romeo's best friend, Mercutio, in a fight.
5. Romeo is banished from Verona.
6. This makes Romeo really, really mad, and he kills Tybalt.



7. Friar Laurence sends Romeo a message explaining this, but Romeo could not read it.
8. To help Juliet escape, Friar Laurence gives her a sleeping potion that will make her appear to be dead.
9. Capulet, not knowing Juliet is already married, forces her to marry a rich guy named Paris.



10. The Montague and Capulet families decide to stop hating each other.
11. Juliet wakes up, sees Romeo is dead, and then stabs herself.
12. Romeo thinks Juliet is dead, goes to her tomb, kills Paris in a duel, then poisons himself.

Activity adapted from <https://goodticklebrain.com/home/2017/7/18/romeo-and-juliet-one-page-summary>

4 Drawing Time

Draw an image that represents one of the most famous phrases coined by Shakespeare and then share it with the class. Be as much creative as possible.

“Love is blind” – (The Merchant of Venice)



Check your Progress



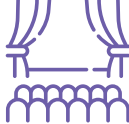
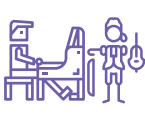








Read the statements below and let us know how much you have learned.

Now I can...	Very well	Quite well	With difficulty
Read for detail using visual aids.			
Understand vocabulary of life events			
Recognize Shakespeare`s life and work			

Answers to the exercises

1. What's the word?

Write the word under the pictures

					
Twins	Shakespeare	Theatre	Musicians	Boo	Clap
					
History	Play	Comedy	Tragedy	London	Actor

2. What's the order?

6 / 3 / 1 / 8 / 5 / 2 / 7 / 4

3. What's the order of Rome and Juliet story?

1 / 2 / 3 / 4 / 5 / 6 / 9 / 8 / 7 / 12 / 11 / 10

Secretaría de Educación del Distrito
Avenida El Dorado No. 66 -63
Teléfono (57+1) 324 10 00
Bogotá D.C. - Colombia

www.educacionbogota.edu.co



@Educacionbogota



Educacionbogota



/Educacionbogota



@educacion_bogota



SECRETARÍA DE
EDUCACIÓN

